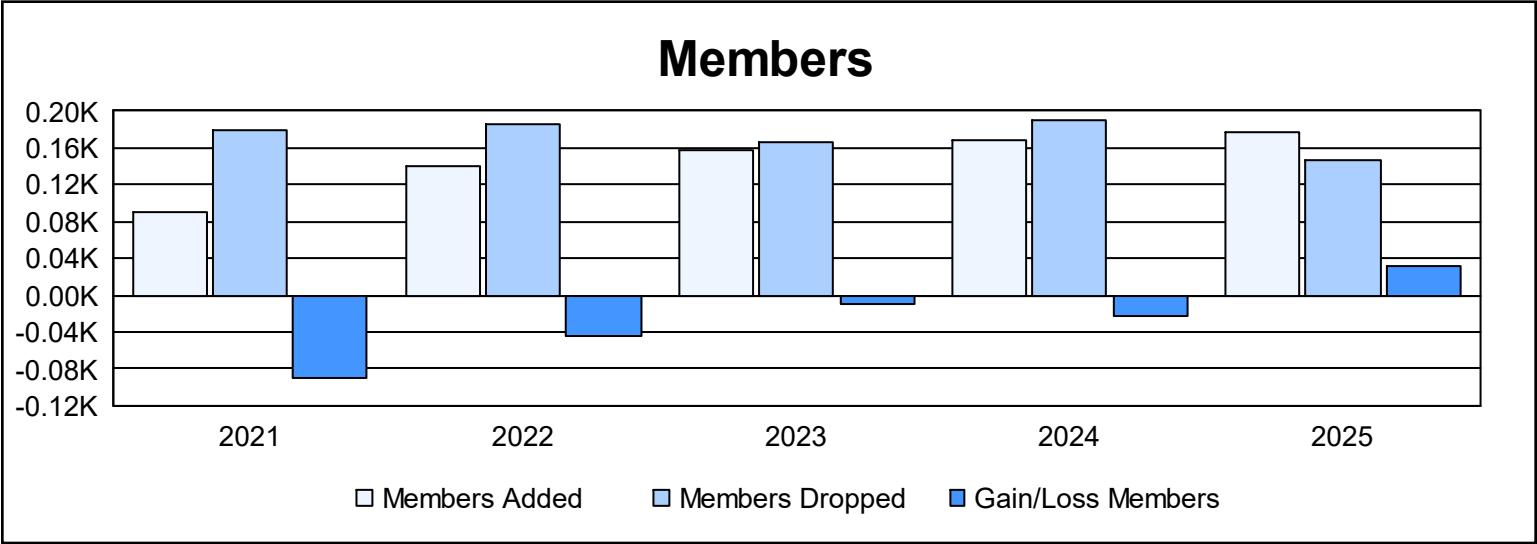
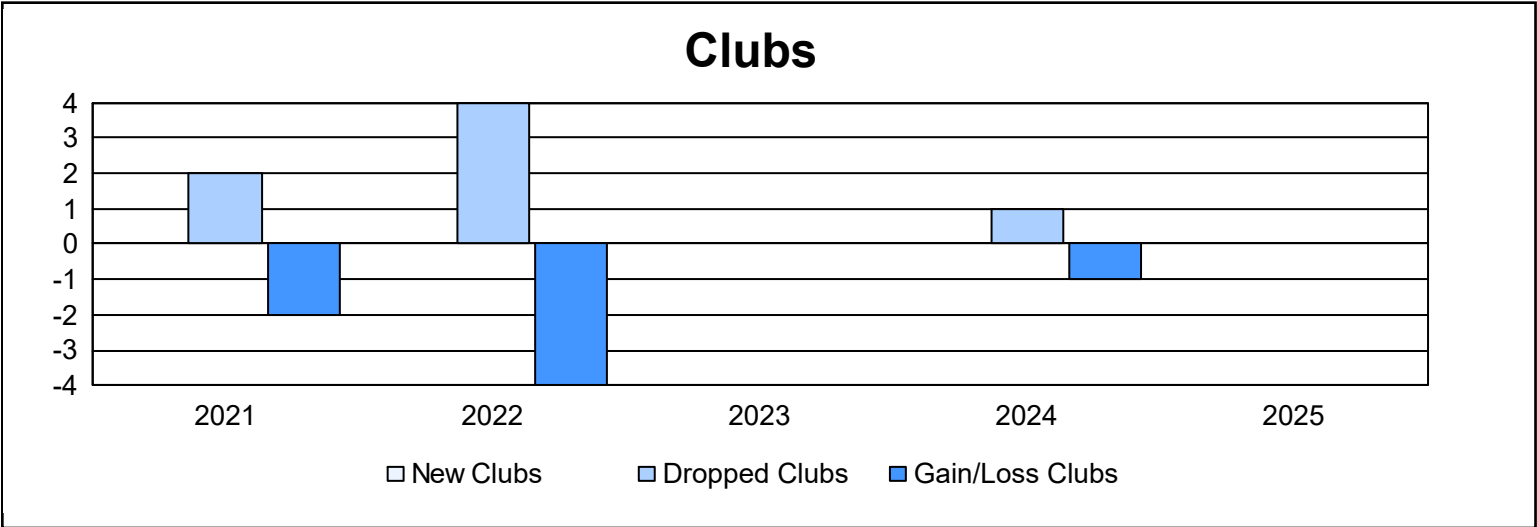
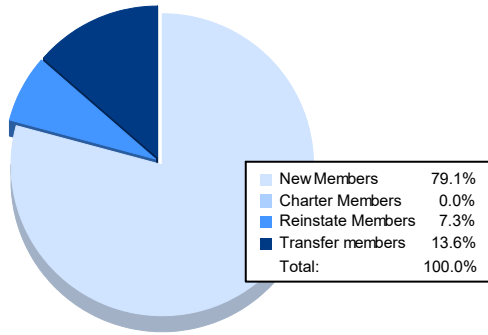


| Year      | New Clubs | Dropped Clubs | Gain/ Loss Clubs | New Members | Charter Members | Reinstate Members | Transfer Members | Total Member Added | Total Members Dropped | Gain/ Loss Members |
|-----------|-----------|---------------|------------------|-------------|-----------------|-------------------|------------------|--------------------|-----------------------|--------------------|
| 2020-2021 | 0         | 2             | -2               | 61          | 5               | 3                 | 21               | 90                 | 179                   | -89                |
| 2021-2022 | 0         | 4             | -4               | 103         | 6               | 2                 | 29               | 140                | 185                   | -45                |
| 2022-2023 | 0         | 0             | 0                | 122         | 3               | 2                 | 31               | 158                | 167                   | -9                 |
| 2023-2024 | 0         | 1             | -1               | 152         | 0               | 1                 | 16               | 169                | 191                   | -22                |
| 2024-2025 |           |               |                  | 140         | 0               | 13                | 24               | 177                | 146                   | 31                 |
| Average   | 0         | 2             | -2               | 116         | 3               | 4                 | 24               | 147                | 174                   | -27                |



### Membership Composition June 2025 Cumulative



### Gender Composition June 2025 Cumulative

